

Washington Group on Disability Statistics
Buenos Aires, Argentina
25 - 27 September 2019

Disability module for labour force surveys

Valentina Stoevska,
ILO Department of Statistics

Overview

- Policy needs
- ILO statistical activities
- Data disaggregation and beyond
- LFS module on disability
- Policy relevant indicators

Policy needs

UN CRPD 2006

- Art.27: on Work and Employment- the right of all persons with disabilities to work on an equal basis with others.
- Art.31- collection of statistical data

2030 Agenda for Sustainable Development

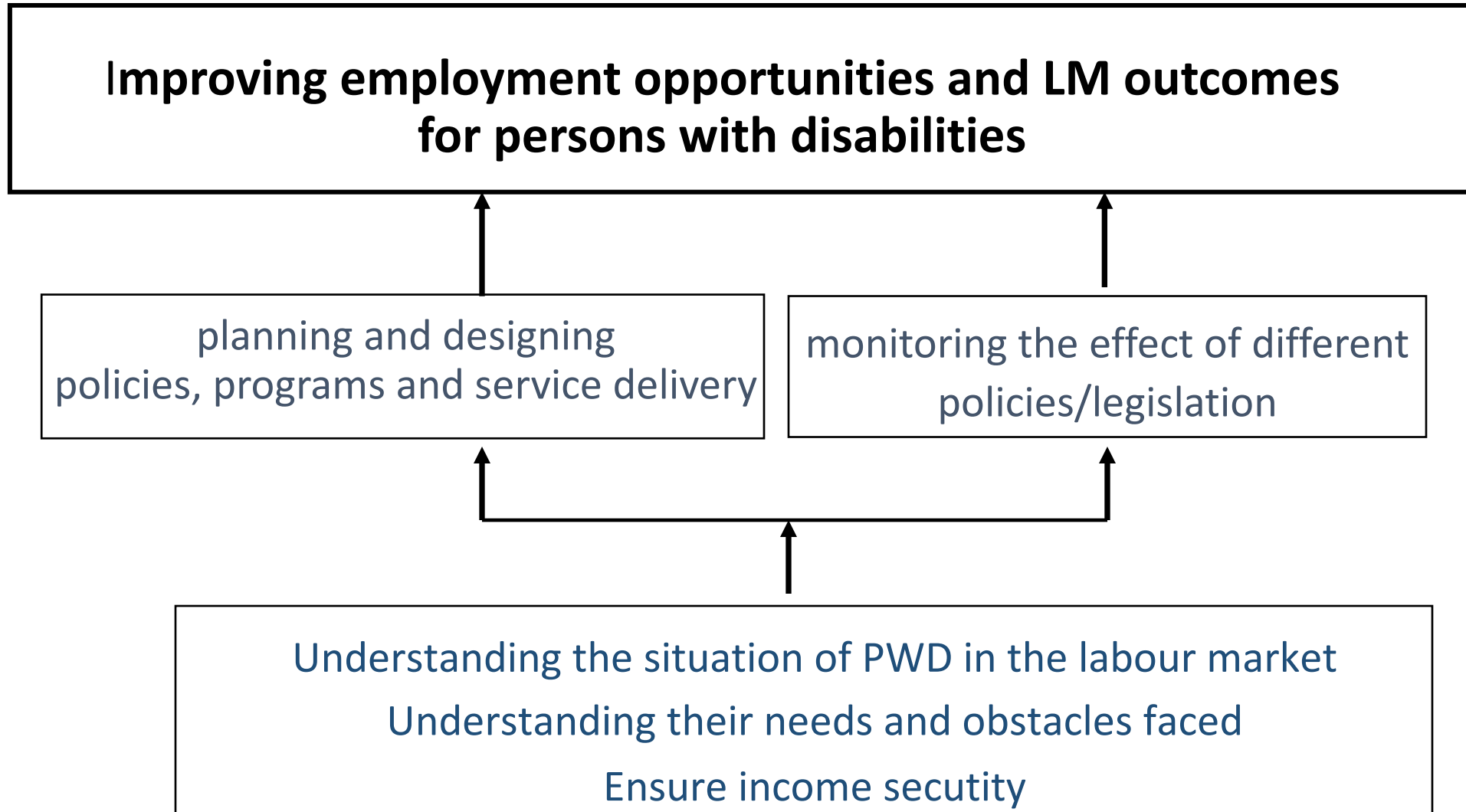
- *SDG target 1.3: Implement nationally appropriate social protection systems and measures for all, including floors, and by 2030 achieve substantial coverage of the poor and the vulnerable*
 - 1.3.1 Proportion of population covered by social protection floors/systems, by sex, distinguishing children, unemployed persons, older persons, persons with disabilities, pregnant women, new-borns, work-injury victims and the poor and the vulnerable
- *SDG target 8.5: By 2030 achieve full and productive employment and decent work for all and equal pay for work of equal value*
 - 8.5.1 Average hourly earnings of female and male employees, by occupation, age and persons with disabilities
 - 8.5.2 Unemployment rate, by sex, age and persons with disabilities

Policy needs

ILO

- **Decent Work Agenda:** equal opportunities and treatment in employment
- **ILO Convention concerning Vocational Rehabilitation and Employment (Disabled Persons)** (No. 159), 1983, calls for formulation, implementation and reviewing a national policy on vocational rehabilitation and employment of disabled persons.
- **ILO Decent work indicators:** to evaluate employment situation of PWD (e.g. Employment-to-population ratio, Labour force participation rate, Unemployment rate, Average real wages)

ILO: Policy needs



ILO Statistical Activities

- **Compile statistical information** - assemble, evaluate and organize available data and metadata on the labour force characteristics of PWD
- **Improve data availability** by (i) supporting countries to develop and strengthen their capacity to gather, analyse and disseminate sound, relevant and comparable data on labour force characteristics of people with disability (ii) processing micro data.
- **Enhance the knowledge-base** by releasing labour market indicators for PWD and PWhD
- **Develop LFS module on** the obstacles persons with disabilities face in the labour market, in consultations with WG, other international/regional fora, countries and interest groups

SDG Labor market indicators

Disaggregation by disability status

- 1.3.1 Proportion of population covered by social protection floors/systems, by sex, distinguishing children, unemployed persons, older persons, persons with disabilities, pregnant women, new-borns, work-injury victims and the poor and the vulnerable [\(available\)](#)
- 8.5.1 Average hourly earnings of female and male employees, by occupation, age and persons with disabilities [\(not available\)](#)
- 8.5.2 Unemployment rate, by sex, age and persons with disabilities [\(not available\)](#)

SDG Labor market indicators

Disaggregation by disability status

Disaggregating existing indicators may not provide sufficient evidence for designing policies for disability inclusion

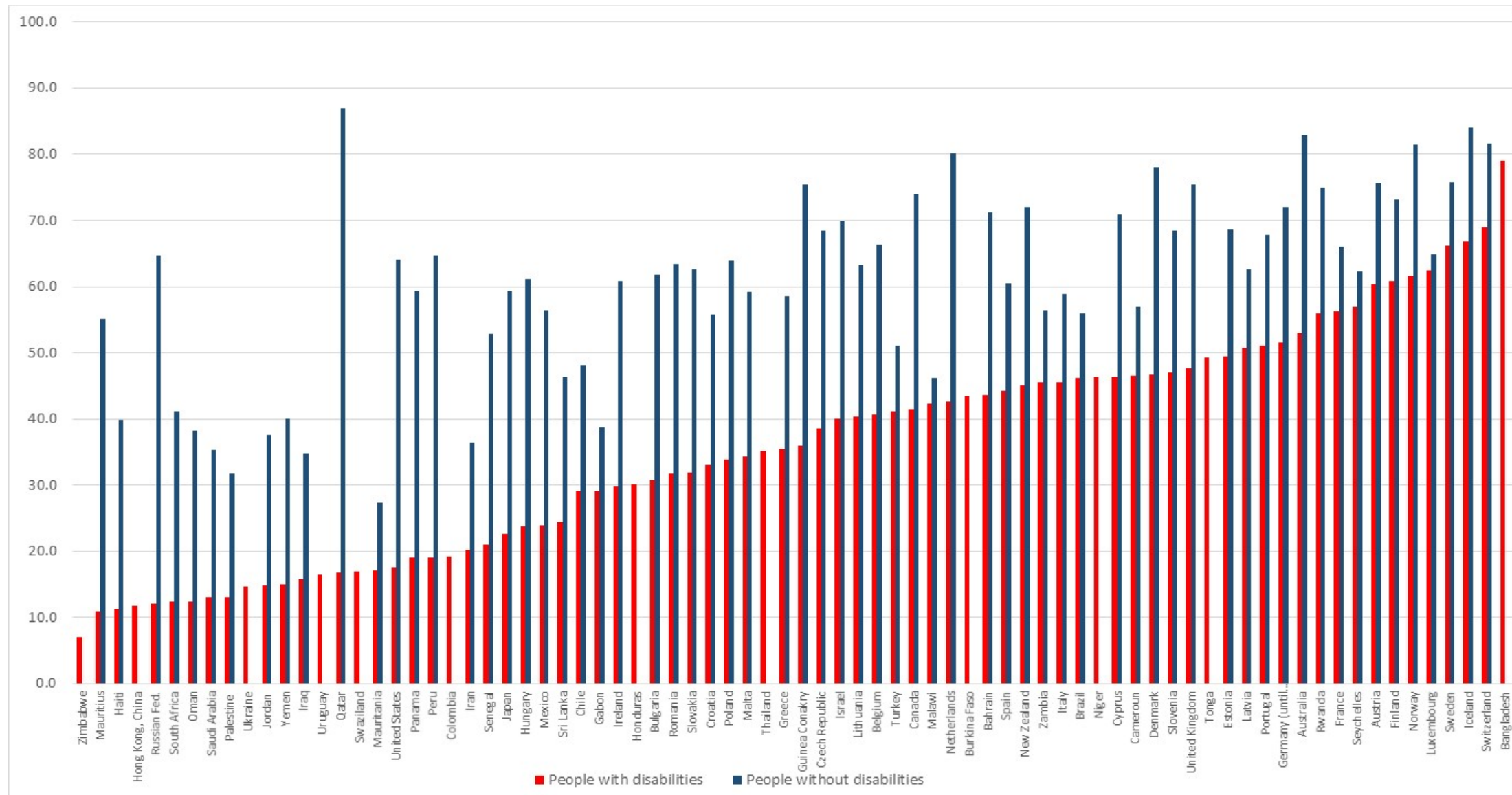
e.g. **SDG 8.5.2. Unemployment rate, by disability status**

- A partial and insufficient picture of the participation of PWD in the labour market.
- Many PWD are not unemployed (would like to be employed but do not seek employment, and not counted as part of the unemployed).
- The reasons for unemployment are not known

Additional SDG indicator proposed:

- **Employment-to-population ratio by disability status**

Employment-to-population ratio: Most recent data close to year 2010



LFS disability module

Module developed in partnership with the WG on Disability Statistics

Purpose: (i) Disaggregation of standard LM indicators by disability status (ii) identification of barriers PWD face in the labour market, needs/use of workplace accommodations, and attitudes at the labour market

Module can be included in any data collection with employment module, at least every 5 years.

Age coverage: All household members of working age

Structure

- ❖ Disability identification questions

For all who have at least “a lot of difficulty” or “daily” and “A lot” for anxiety and/or depression]

- ❖ Barriers (for those not in employment)

- ❖ Accommodations in the workplace (for those in employment)

- ❖ Attitudes

- ❖ Social protection

LFS disability module

Disability identification questions

- WG short set of questions (6 questions)
- Optional

WGSS (6 questions) + anxiety (1 question) + depression (1 question)

1. Which two of the following factors would make it more likely for you to seek and/or find a job?

- Getting higher qualifications/training/skills
- Availability of suitable transportation to and from workplace
- Help in locating appropriate jobs
- More positive attitudes towards persons with disabilities
- Availability of assistive devices, such as a wheel chair, or special technology to help with my disability
- A work place/a work schedule that is more accommodative
- Other: *Please specify* _____

2. How supportive would your family members be if you decide to work?

- Very supportive
- Somewhat supportive
- Not supportive

LFS disability module

Accommodations *(for those in employment)*

1. Is your work schedule arranged to account for difficulties you have in doing certain activities?

- Yes, fully
- Yes, partially
- Not at all
- I do not have difficulties that require accommodation

2. Has your workplace been set up in a way to account for difficulties you have in doing certain activities?

- Yes, fully
- Yes, partially
- Not at all
- I do not have difficulties that require accommodation



LFS disability module

Attitudes

1. How willing are employers to hire people with disabilities?

- Unwilling
- Somewhat willing
- Very willing

2. How willing are people to work alongside people with disabilities?

- Unwilling
- Somewhat willing
- Very willing

1. Have your disability been officially recognized (certified)?

- Yes
- No

2. Do you receive any cash benefits from the government linked to your disability?

- Yes
- No

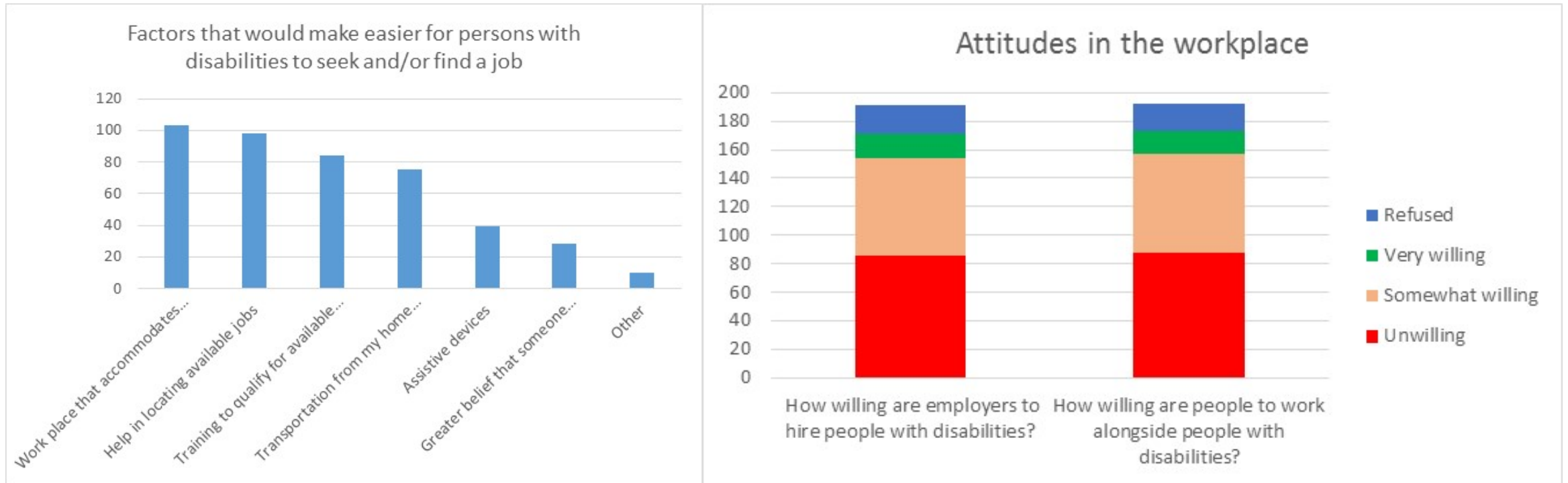
3. Do you receive any in-kind benefits from the government linked to your disability?

- Yes
- No

LFS disability module

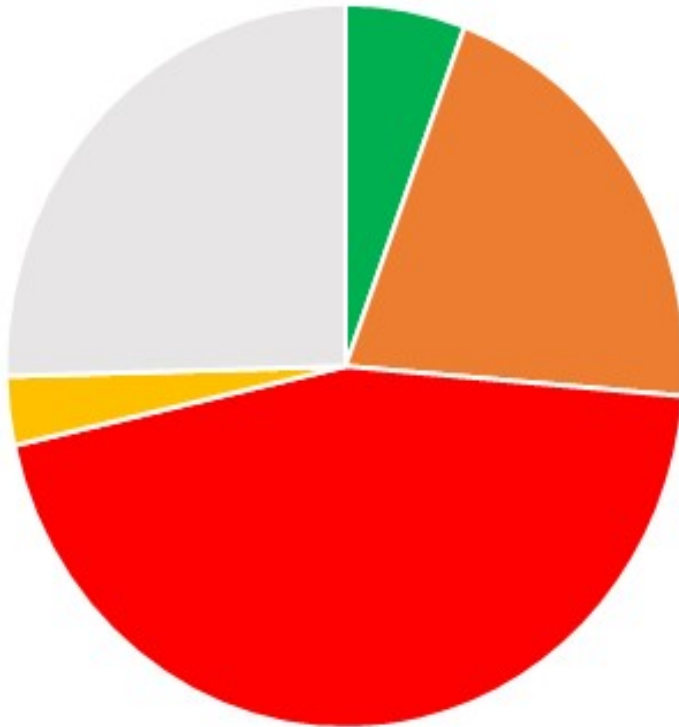
- Cognitive testing in US and India
- Field testing in Mongolia

Disability module: Mongolia, LFS 2018 Q2, population 15+, persons with a lot of difficulties/cannot do, in at least one domain. Preliminary results

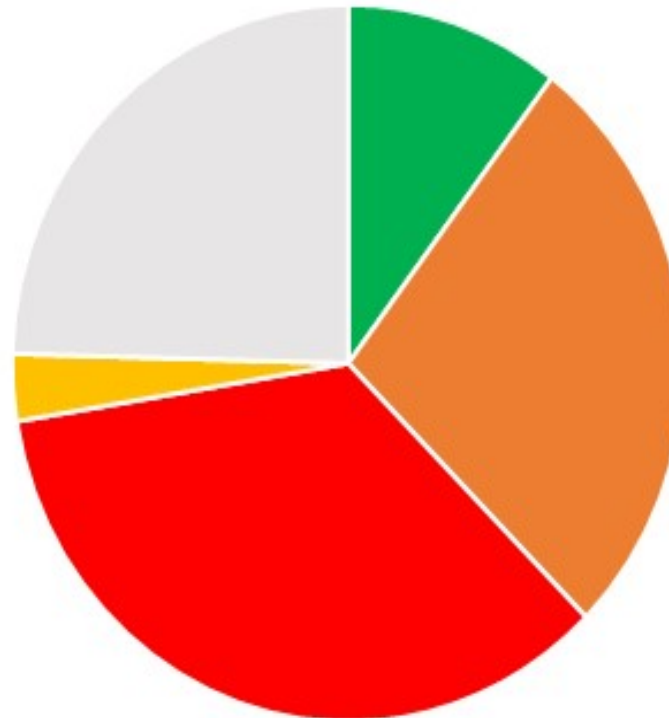


Disability module: Mongolia, LFS 2018 Q2, population 15+, persons with a lot of difficulties/cannot do, in at least one domain. Preliminary results

Is your work schedule arranged to account for difficulties you have in doing certain activities?

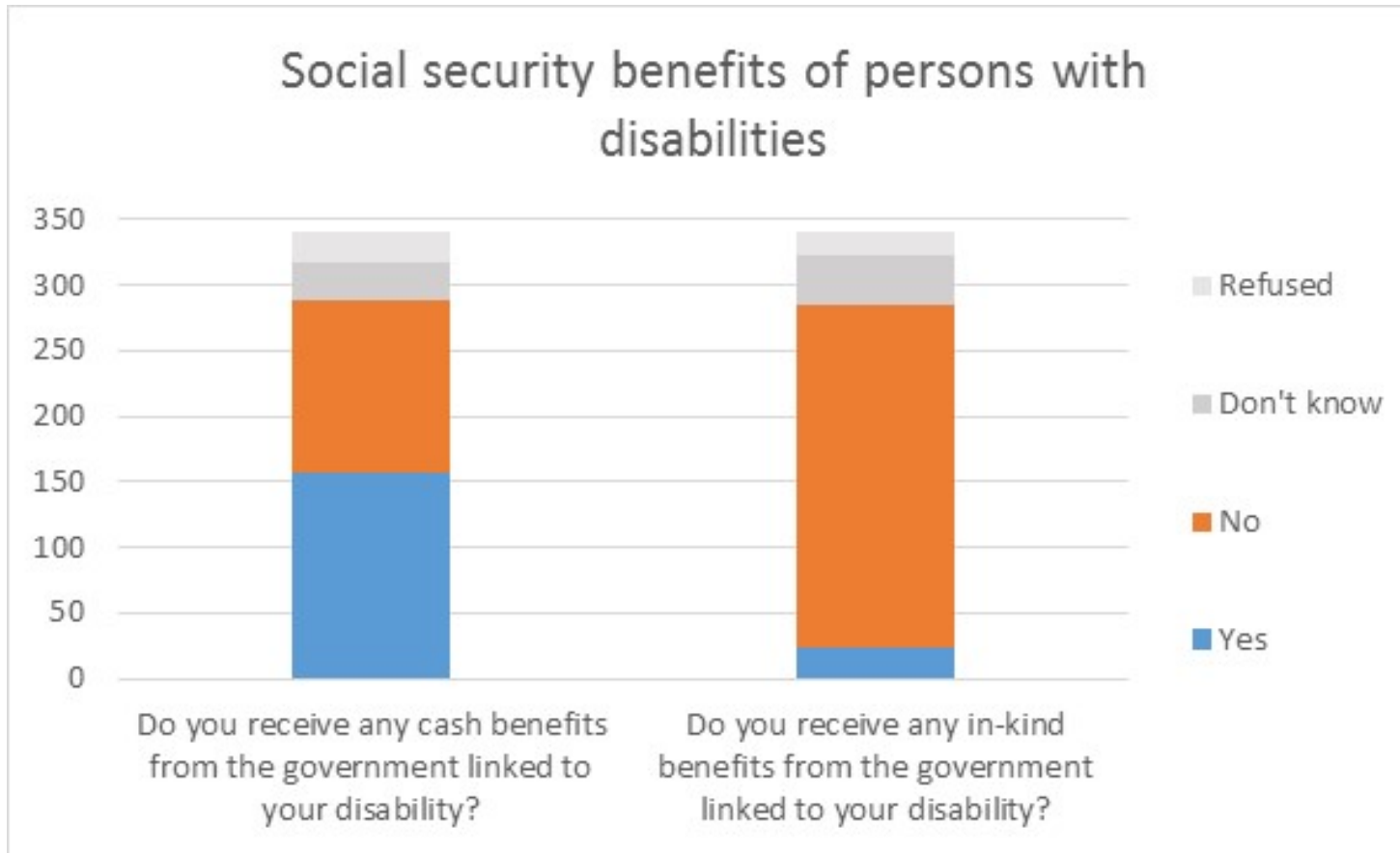


Has your workplace been set up in a way to account for difficulties you have in doing certain activities?



- Yes, fully
- Yes, partially
- Not at all
- I do not have difficulties that require accommodation
- Refused

Disability module: Mongolia, LFS 2018 Q2, population 15+, persons with a lot of difficulties/cannot do, in at least one domain. Preliminary results



Next steps

- Integrate the disability module in the ILO Model LFS questionnaire (<https://ilo.org/LFSresources>)

WG invited to endorse:

- The use of Washington Group short set of six questions in existing data instruments that would allow identifying persons with disabilities and disaggregation *of SDG labour related indicators by disability status*.
- The periodic use of the module on obstacles persons with disabilities face in the labour market in ongoing LFS and other household-based surveys.
- Volunteers interested to implement the module

Thank you!